




TOTAL STATISTICS PER TEAM

LOYOLA-MARYMOUNT-UNIVERSITY

2021-2022



0 ANDERSON JALIN

PARTITIPATIONS/GAMES 2

POINTS	F-T	FG	3P	FOULS	FOULS ON	DEF. REB.	OFF. REB.	TOT. REB.	ASISTS	STEALS	BLOCKS	TURN.	FAST BREAKS	RANKING	TIME PLAYED
24	4/7	4/7	4/11	5	7	8	0	8	11	9	0	4	4/6	35	0:41:14
12,00	2,00/3,50 57,14%	2,00/3,50 57,14%	2,00/5,50 36,36%	2,50	3,50	4,00	0,00	4,00	5,50	4,50	0,00	2,00	2,00/3,00	17,50	0:20:37

2 AHRENS JUSTIN

PARTITIPATIONS/GAMES 1

POINTS	F-T	FG	3P	FOULS	FOULS ON	DEF. REB.	OFF. REB.	TOT. REB.	ASISTS	STEALS	BLOCKS	TURN.	FAST BREAKS	RANKING	TIME PLAYED
8	2/3	0/0	2/7	1	1	0	0	0	0	0	0	1	1/1	1	0:16:30
8,00	2,00/3,00 66,67%	0,00/0,00 0%	2,00/7,00 28,57%	1,00	1,00	0,00	0,00	0,00	0,00	0,00	0,00	1,00	1,00/1,00	1,00	0:16:30

3 STEPHENS CHANCE

PARTITIPATIONS/GAMES 2

POINTS	F-T	FG	3P	FOULS	FOULS ON	DEF. REB.	OFF. REB.	TOT. REB.	ASISTS	STEALS	BLOCKS	TURN.	FAST BREAKS	RANKING	TIME PLAYED
23	0/0	1/2	7/20	4	1	5	0	5	3	3	0	1	1/4	19	0:47:36
11,50	0,00/0,00 0%	0,50/1,00 50%	3,50/10,00 35%	2,00	0,50	2,50	0,00	2,50	1,50	1,50	0,00	0,50	0,50/2,00	9,50	0:23:48

13 LEWIS LAMAJ

PARTITIPATIONS/GAMES 2


POINTS	F-T	FG	3P	FOULS	FOULS ON	DEF. REB.	OFF. REB.	TOT. REB.	ASISTS	STEALS	BLOCKS	TURN.	FAST BREAKS	RANKING	TIME PLAYED
10	0/0	5/9	0/1	4	1	1	2	3	2	2	0	1	2/2	11	0:36:59
5,00	0,00/0,00 0%	2,50/4,50 55,56%	0,00/0,50 0%	2,00	0,50	0,50	1,00	1,50	1,00	1,00	0,00	0,50	1,00/1,00	5,50	0:18:29



TOTAL STATISTICS PER TEAM

LOYOLA-MARYMOUNT-UNIVERSITY

2021-2022



14 NOBLES JAMES

PARTITIPATIONS/GAMES **2**

POINTS	F-T	FG	3P	FOULS	FOULS ON	DEF. REB.	OFF. REB.	TOT. REB.	ASISTS	STEALS	BLOCKS	TURN.	FAST BREAKS	RANKING	TIME PLAYED
12	0/0	3/7	2/7	5	1	4	1	5	3	5	1	4	1/3	13	0:33:38
6,00	0,00/0,00 0%	1,50/3,50 42,86%	1,00/3,50 28,57%	2,50	0,50	2,00	0,50	2,50	1,50	2,50	0,50	2,00	0,50/1,50	6,50	0:16:49

20 SHELTON CAM

PARTITIPATIONS/GAMES **2**

POINTS	F-T	FG	3P	FOULS	FOULS ON	DEF. REB.	OFF. REB.	TOT. REB.	ASISTS	STEALS	BLOCKS	TURN.	FAST BREAKS	RANKING	TIME PLAYED
22	2/6	10/18	0/5	5	9	8	1	9	12	5	0	6	3/7	25	0:54:44
11,00	1,00/3,00 33,33%	5,00/9,00 55,56%	0,00/2,50 0%	2,50	4,50	4,00	0,50	4,50	6,00	2,50	0,00	3,00	1,50/3,50	12,50	0:27:22

21 GRAHAM MICHAEL

PARTITIPATIONS/GAMES **2**

POINTS	F-T	FG	3P	FOULS	FOULS ON	DEF. REB.	OFF. REB.	TOT. REB.	ASISTS	STEALS	BLOCKS	TURN.	FAST BREAKS	RANKING	TIME PLAYED
13	5/6	4/5	0/0	5	4	7	12	19	3	0	0	2	2/2	31	0:37:11
6,50	2,50/3,00 83,33%	2,00/2,50 80%	0,00/0,00 0%	2,50	2,00	3,50	6,00	9,50	1,50	0,00	0,00	1,00	1,00/1,00	15,50	0:18:35

22 ISSANZA RICK

PARTITIPATIONS/GAMES **2**


POINTS	F-T	FG	3P	FOULS	FOULS ON	DEF. REB.	OFF. REB.	TOT. REB.	ASISTS	STEALS	BLOCKS	TURN.	FAST BREAKS	RANKING	TIME PLAYED
13	1/2	6/7	0/0	6	4	8	6	14	1	1	2	4	0/0	25	0:36:53
6,50	0,50/1,00 50%	3,00/3,50 85,71%	0,00/0,00 0%	3,00	2,00	4,00	3,00	7,00	0,50	0,50	1,00	2,00	0,00/0,00	12,50	0:18:26



TOTAL STATISTICS PER TEAM

LOYOLA-MARYMOUNT-UNIVERSITY

2021-2022



23 MERKVILADZE ALEX

PARTITIPATIONS/GAMES 2

POINTS	F-T	FG	3P	FOULS	FOULS ON	DEF. REB.	OFF. REB.	TOT. REB.	ASISTS	STEALS	BLOCKS	TURN.	FAST BREAKS	RANKING	TIME PLAYED
18	2/4	5/10	2/7	6	2	9	4	13	1	1	0	5	1/3	16	0:47:05
9,00	1,00/2,00 50%	2,50/5,00 50%	1,00/3,50 28,57%	3,00	1,00	4,50	2,00	6,50	0,50	0,50	0,00	2,50	0,50/1,50	8,00	0:23:32

34 LEAUPEPE KELI

PARTITIPATIONS/GAMES 2

POINTS	F-T	FG	3P	FOULS	FOULS ON	DEF. REB.	OFF. REB.	TOT. REB.	ASISTS	STEALS	BLOCKS	TURN.	FAST BREAKS	RANKING	TIME PLAYED
29	3/4	7/13	4/11	5	2	7	3	10	4	3	1	4	3/3	29	0:44:30
14,50	1,50/2,00 75%	3,50/6,50 53,85%	2,00/5,50 36,36%	2,50	1,00	3,50	1,50	5,00	2,00	1,50	0,50	2,00	1,50/1,50	14,50	0:22:15

40 NADER KIAN

PARTITIPATIONS/GAMES 2

POINTS	F-T	FG	3P	FOULS	FOULS ON	DEF. REB.	OFF. REB.	TOT. REB.	ASISTS	STEALS	BLOCKS	TURN.	FAST BREAKS	RANKING	TIME PLAYED
2	0/0	1/1	0/0	0	0	0	0	0	0	1	0	0	1/1	3	0:03:40
1,00	0,00/0,00 0%	0,50/0,50 100%	0,00/0,00 0%	0,00	0,00	0,00	0,00	0,00	0,00	0,50	0,00	0,00	0,50/0,50	1,50	0:01:50





TOTAL STATISTICS PER TEAM

LOYOLA-MARYMOUNT-UNIVERSITY

2021-2022



POINTS	F-T	FG	3P	FOULS	FOULS ON	DEF. REB.	OFF. REB.	TOT. REB.	ASISTS	STEALS	BLOCKS	TURN.	FAST BREAKS	RANKING	TIME PLAYED
174	19/32	46/79	21/69	46	32	57	29	86	40	30	4	32	19/32	208	06:40:00
87	9,5/16 59,38%	23/39,5 58,23%	10,5/34,5 30,43%	23	16	28,5	14,5	43	20	15	2	16	9,5/16	104	0.3:20:00