




TOTAL STATISTICS PER TEAM

USA

2022-2023



0 HAYES NUKEITRA

PARTITIPATIONS/GAMES 6

POINTS	F-T	FG	3P	FOULS	FOULS ON	DEF. REB.	OFF. REB.	TOT. REB.	ASISTS	STEALS	BLOCKS	TURN.	FAST BREAKS	RANKING	TIME PLAYED
35	5/9	15/31	0/0	6	9	20	8	28	5	3	7	1	0/1	57	1:16:26
5,83	0,83/1,50 55,56%	2,50/5,17 48,39%	0,00/0,00 0%	1,00	1,50	3,33	1,33	4,67	0,83	0,50	1,17	0,17	0,00/0,17	9,50	0:12:44

3 GUETTLER RAJENA

PARTITIPATIONS/GAMES 6

POINTS	F-T	FG	3P	FOULS	FOULS ON	DEF. REB.	OFF. REB.	TOT. REB.	ASISTS	STEALS	BLOCKS	TURN.	FAST BREAKS	RANKING	TIME PLAYED
57	1/3	28/45	0/1	11	4	25	15	40	8	4	0	6	5/6	83	1:47:28
9,50	0,17/0,50 33,33%	4,67/7,50 62,22%	0,00/0,17 0%	1,83	0,67	4,17	2,50	6,67	1,33	0,67	0,00	1,00	0,83/1,00	13,83	0:17:54

4 PERRY CASSIDY

PARTITIPATIONS/GAMES 6

POINTS	F-T	FG	3P	FOULS	FOULS ON	DEF. REB.	OFF. REB.	TOT. REB.	ASISTS	STEALS	BLOCKS	TURN.	FAST BREAKS	RANKING	TIME PLAYED
64	8/11	28/57	0/0	12	10	38	17	55	14	7	12	9	5/6	111	2:03:35
10,67	1,33/1,83 72,73%	4,67/9,50 49,12%	0,00/0,00 0%	2,00	1,67	6,33	2,83	9,17	2,33	1,17	2,00	1,50	0,83/1,00	18,50	0:20:35

5 SHYSH SABINA

PARTITIPATIONS/GAMES 5

POINTS	F-T	FG	3P	FOULS	FOULS ON	DEF. REB.	OFF. REB.	TOT. REB.	ASISTS	STEALS	BLOCKS	TURN.	FAST BREAKS	RANKING	TIME PLAYED
25	6/7	8/20	1/11	4	7	14	7	21	17	7	0	7	3/5	40	1:19:39
5,00	1,20/1,40 85,71%	1,60/4,00 40%	0,20/2,20 9,09%	0,80	1,40	2,80	1,40	4,20	3,40	1,40	0,00	1,40	0,60/1,00	8,00	0:15:55






TOTAL STATISTICS PER TEAM

USA

2022-2023



7 FONTENELLE-POSSON VALENCIA

PARTITIPATIONS/GAMES 6

POINTS	F-T	FG	3P	FOULS	FOULS ON	DEF. REB.	OFF. REB.	TOT. REB.	ASISTS	STEALS	BLOCKS	TURN.	FAST BREAKS	RANKING	TIME PLAYED
59	4/10	14/40	9/36	17	7	23	26	49	7	6	0	7	9/16	55	1:53:44
9,83	0,67/1,67 40%	2,33/6,67 35%	1,50/6,00 25%	2,83	1,17	3,83	4,33	8,17	1,17	1,00	0,00	1,17	1,50/2,67	9,17	0:18:57

12 TUCKER CLAIRE

PARTITIPATIONS/GAMES 6

POINTS	F-T	FG	3P	FOULS	FOULS ON	DEF. REB.	OFF. REB.	TOT. REB.	ASISTS	STEALS	BLOCKS	TURN.	FAST BREAKS	RANKING	TIME PLAYED
8	0/0	4/22	0/0	8	1	11	3	14	6	4	1	3	1/3	12	1:18:02
1,33	0,00/0,00 0%	0,67/3,67 18,18%	0,00/0,00 0%	1,33	0,17	1,83	0,50	2,33	1,00	0,67	0,17	0,50	0,17/0,50	2,00	0:13:00

14 NEILD HANNAH

PARTITIPATIONS/GAMES 6

POINTS	F-T	FG	3P	FOULS	FOULS ON	DEF. REB.	OFF. REB.	TOT. REB.	ASISTS	STEALS	BLOCKS	TURN.	FAST BREAKS	RANKING	TIME PLAYED
114	12/17	15/30	24/59	7	11	22	8	30	29	13	0	9	8/13	122	2:37:03
19,00	2,00/2,83 70,59%	2,50/5,00 50%	4,00/9,83 40,68%	1,17	1,83	3,67	1,33	5,00	4,83	2,17	0,00	1,50	1,33/2,17	20,33	0:26:10

15 DIETRICH GRACI

PARTITIPATIONS/GAMES 5

POINTS	F-T	FG	3P	FOULS	FOULS ON	DEF. REB.	OFF. REB.	TOT. REB.	ASISTS	STEALS	BLOCKS	TURN.	FAST BREAKS	RANKING	TIME PLAYED
15	1/2	7/14	0/1	7	1	5	9	14	3	1	0	5	0/1	19	0:42:26
3,00	0,20/0,40 50%	1,40/2,80 50%	0,00/0,20 0%	1,40	0,20	1,00	1,80	2,80	0,60	0,20	0,00	1,00	0,00/0,20	3,80	0:08:29






TOTAL STATISTICS PER TEAM

USA

2022-2023



20 PUENT HANNAH

PARTITIPATIONS/GAMES 2

POINTS	F-T	FG	3P	FOULS	FOULS ON	DEF. REB.	OFF. REB.	TOT. REB.	ASISTS	STEALS	BLOCKS	TURN.	FAST BREAKS	RANKING	TIME PLAYED
6	0/1	3/5	0/0	2	1	6	4	10	0	0	0	0	0/0	13	0:18:32
3,00	0,00/0,50 0%	1,50/2,50 60%	0,00/0,00 0%	1,00	0,50	3,00	2,00	5,00	0,00	0,00	0,00	0,00	0,00/0,00	6,50	0:09:16

23 TALBOT THOMAS CHEYENNE

PARTITIPATIONS/GAMES 6

POINTS	F-T	FG	3P	FOULS	FOULS ON	DEF. REB.	OFF. REB.	TOT. REB.	ASISTS	STEALS	BLOCKS	TURN.	FAST BREAKS	RANKING	TIME PLAYED
57	15/27	21/46	0/3	5	20	38	20	58	16	12	1	10	8/12	94	2:24:17
9,50	2,50/4,50 55,56%	3,50/7,67 45,65%	0,00/0,50 0%	0,83	3,33	6,33	3,33	9,67	2,67	2,00	0,17	1,67	1,33/2,00	15,67	0:24:02

24 BELDON EMELIA

PARTITIPATIONS/GAMES 6

POINTS	F-T	FG	3P	FOULS	FOULS ON	DEF. REB.	OFF. REB.	TOT. REB.	ASISTS	STEALS	BLOCKS	TURN.	FAST BREAKS	RANKING	TIME PLAYED
34	10/14	6/29	4/19	10	14	16	3	19	42	7	1	17	6/10	44	2:50:58
5,67	1,67/2,33 71,43%	1,00/4,83 20,69%	0,67/3,17 21,05%	1,67	2,33	2,67	0,50	3,17	7,00	1,17	0,17	2,83	1,00/1,67	7,33	0:28:29

44 STERGIO LINDSAY

PARTITIPATIONS/GAMES 6

POINTS	F-T	FG	3P	FOULS	FOULS ON	DEF. REB.	OFF. REB.	TOT. REB.	ASISTS	STEALS	BLOCKS	TURN.	FAST BREAKS	RANKING	TIME PLAYED
26	4/6	11/32	0/0	7	6	17	5	22	10	2	1	5	1/2	33	1:27:50
4,33	0,67/1,00 66,67%	1,83/5,33 34,38%	0,00/0,00 0%	1,17	1,00	2,83	0,83	3,67	1,67	0,33	0,17	0,83	0,17/0,33	5,50	0:14:38





TOTAL STATISTICS PER TEAM

USA
2022-2023



POINTS	F-T	FG	3P	FOULS	FOULS ON	DEF. REB.	OFF. REB.	TOT. REB.	ASISTS	STEALS	BLOCKS	TURN.	FAST BREAKS	RANKING	TIME PLAYED
500	66/107	160/371	38/130	96	91	235	125	360	157	66	23	79	46/75	683	20:00:00
83,33	11/17,83 61,68%	26,67/61,83 43,13%	6,33/21,67 29,23%	16	15,17	39,17	20,83	60	26,17	11	3,83	13,17	7,67/12,5	113,83	0.3:20:00

