




TOTAL STATISTICS PER TEAM

KENYA 2022-2023



4 OPIYO MARY

PARTITIPATIONS/GAMES 6

POINTS	F-T	FG	3P	FOULS	FOULS ON	DEF. REB.	OFF. REB.	TOT. REB.	ASISTS	STEALS	BLOCKS	TURN.	FAST BREAKS	RANKING	TIME PLAYED
12	0/2	6/32	0/15	12	3	19	6	25	4	4	1	18	0/0	-15	2:16:04
2,00	0,00/0,33 0%	1,00/5,33 18,75%	0,00/2,50 0%	2,00	0,50	3,17	1,00	4,17	0,67	0,67	0,17	3,00	0,00/0,00	-2,50	0:22:40

5 ODHIAMBO SYLVIA

PARTITIPATIONS/GAMES 6

POINTS	F-T	FG	3P	FOULS	FOULS ON	DEF. REB.	OFF. REB.	TOT. REB.	ASISTS	STEALS	BLOCKS	TURN.	FAST BREAKS	RANKING	TIME PLAYED
0	0/0	0/4	0/0	7	0	10	6	16	1	5	3	6	0/0	15	1:14:06
0,00	0,00/0,00 0%	0,00/0,67 0%	0,00/0,00 0%	1,17	0,00	1,67	1,00	2,67	0,17	0,83	0,50	1,00	0,00/0,00	2,50	0:12:21

6 BIKERI JULIET

PARTITIPATIONS/GAMES 6

POINTS	F-T	FG	3P	FOULS	FOULS ON	DEF. REB.	OFF. REB.	TOT. REB.	ASISTS	STEALS	BLOCKS	TURN.	FAST BREAKS	RANKING	TIME PLAYED
0	0/0	0/1	0/2	3	0	2	0	2	0	1	0	4	0/0	-4	0:20:50
0,00	0,00/0,00 0%	0,00/0,17 0%	0,00/0,33 0%	0,50	0,00	0,33	0,00	0,33	0,00	0,17	0,00	0,67	0,00/0,00	-0,67	0:03:28

7 AMUDAVI MERCYLINE

PARTITIPATIONS/GAMES 6


POINTS	F-T	FG	3P	FOULS	FOULS ON	DEF. REB.	OFF. REB.	TOT. REB.	ASISTS	STEALS	BLOCKS	TURN.	FAST BREAKS	RANKING	TIME PLAYED
6	2/2	2/19	0/3	5	3	10	4	14	2	1	1	21	1/1	-17	1:27:41
1,00	0,33/0,33 100%	0,33/3,17 10,53%	0,00/0,50 0%	0,83	0,50	1,67	0,67	2,33	0,33	0,17	0,17	3,50	0,17/0,17	-2,83	0:14:36





TOTAL STATISTICS PER TEAM

KENYA
2022-2023



8 BWIRE BRENDA

PARTITIPATIONS/GAMES 3

POINTS	F-T	FG	3P	FOULS	FOULS ON	DEF. REB.	OFF. REB.	TOT. REB.	ASISTS	STEALS	BLOCKS	TURN.	FAST BREAKS	RANKING	TIME PLAYED
0	0/0	0/0	0/1	0	0	0	0	0	0	0	0	2	0/0	-3	0:05:03
0,00	0,00/0,00 0%	0,00/0,00 0%	0,00/0,33 0%	0,00	0,00	0,00	0,00	0,00	0,00	0,00	0,00	0,67	0,00/0,00	-1,00	0:01:41

9 KIMANI TERESIA

PARTITIPATIONS/GAMES 6

POINTS	F-T	FG	3P	FOULS	FOULS ON	DEF. REB.	OFF. REB.	TOT. REB.	ASISTS	STEALS	BLOCKS	TURN.	FAST BREAKS	RANKING	TIME PLAYED
3	1/3	1/4	0/0	2	2	8	5	13	1	2	2	6	0/0	10	0:38:42
0,50	0,17/0,50 33,33%	0,17/0,67 25%	0,00/0,00 0%	0,33	0,33	1,33	0,83	2,17	0,17	0,33	0,33	1,00	0,00/0,00	1,67	0:06:27

10 OUMA LUCY

PARTITIPATIONS/GAMES 6

POINTS	F-T	FG	3P	FOULS	FOULS ON	DEF. REB.	OFF. REB.	TOT. REB.	ASISTS	STEALS	BLOCKS	TURN.	FAST BREAKS	RANKING	TIME PLAYED
3	1/2	1/6	0/2	3	2	4	4	8	1	2	0	7	0/0	-1	0:43:15
0,50	0,17/0,33 50%	0,17/1,00 16,67%	0,00/0,33 0%	0,50	0,33	0,67	0,67	1,33	0,17	0,33	0,00	1,17	0,00/0,00	-0,17	0:07:12

11 NZAVAYE MERCY

PARTITIPATIONS/GAMES 6


POINTS	F-T	FG	3P	FOULS	FOULS ON	DEF. REB.	OFF. REB.	TOT. REB.	ASISTS	STEALS	BLOCKS	TURN.	FAST BREAKS	RANKING	TIME PLAYED
92	14/30	36/135	2/35	4	33	28	28	56	8	18	2	45	14/35	-17	3:30:54
15,33	2,33/5,00 46,67%	6,00/22,50 26,67%	0,33/5,83 5,71%	0,67	5,50	4,67	4,67	9,33	1,33	3,00	0,33	7,50	2,33/5,83	-2,83	0:35:09





TOTAL STATISTICS PER TEAM

KENYA 2022-2023



12 OMONDI WINNIE

PARTITIPATIONS/GAMES **6**

POINTS	F-T	FG	3P	FOULS	FOULS ON	DEF. REB.	OFF. REB.	TOT. REB.	ASISTS	STEALS	BLOCKS	TURN.	FAST BREAKS	RANKING	TIME PLAYED
16	0/0	8/30	0/13	13	4	39	11	50	11	12	0	30	3/3	24	3:03:04
2,67	0,00/0,00 0%	1,33/5,00 26,67%	0,00/2,17 0%	2,17	0,67	6,50	1,83	8,33	1,83	2,00	0,00	5,00	0,50/0,50	4,00	0:30:30

13 JERONO MERCY

PARTITIPATIONS/GAMES **6**

POINTS	F-T	FG	3P	FOULS	FOULS ON	DEF. REB.	OFF. REB.	TOT. REB.	ASISTS	STEALS	BLOCKS	TURN.	FAST BREAKS	RANKING	TIME PLAYED
21	3/9	9/53	0/18	10	13	25	25	50	2	9	6	28	0/3	-8	3:08:03
3,50	0,50/1,50 33,33%	1,50/8,83 16,98%	0,00/3,00 0%	1,67	2,17	4,17	4,17	8,33	0,33	1,50	1,00	4,67	0,00/0,50	-1,33	0:31:20

14 MBUNDU MERCY

PARTITIPATIONS/GAMES **6**

POINTS	F-T	FG	3P	FOULS	FOULS ON	DEF. REB.	OFF. REB.	TOT. REB.	ASISTS	STEALS	BLOCKS	TURN.	FAST BREAKS	RANKING	TIME PLAYED
1	1/4	0/12	0/1	8	6	18	17	35	3	5	2	10	0/1	20	1:09:21
0,17	0,17/0,67 25%	0,00/2,00 0%	0,00/0,17 0%	1,33	1,00	3,00	2,83	5,83	0,50	0,83	0,33	1,67	0,00/0,17	3,33	0:11:33

15 ODHIAMBO SABINA

PARTITIPATIONS/GAMES **6**

POINTS	F-T	FG	3P	FOULS	FOULS ON	DEF. REB.	OFF. REB.	TOT. REB.	ASISTS	STEALS	BLOCKS	TURN.	FAST BREAKS	RANKING	TIME PLAYED
8	0/0	4/38	0/12	19	2	26	16	42	3	12	2	27	1/4	-6	2:22:57
1,33	0,00/0,00 0%	0,67/6,33 10,53%	0,00/2,00 0%	3,17	0,33	4,33	2,67	7,00	0,50	2,00	0,33	4,50	0,17/0,67	-1,00	0:23:49





TOTAL STATISTICS PER TEAM

KENYA 2022-2023



POINTS	F-T	FG	3P	FOULS	FOULS ON	DEF. REB.	OFF. REB.	TOT. REB.	ASISTS	STEALS	BLOCKS	TURN.	FAST BREAKS	RANKING	TIME PLAYED
162	22/52	67/334	2/102	86	68	189	122	311	36	71	19	204	19/47	-2	20:00:00
27	3,67/8,67 42,31%	11,17/55,67 20,06%	0,33/17 1,96%	14,33	11,33	31,5	20,33	51,83	6	11,83	3,17	34	3,17/7,83	-0,33	0.3:20:00

