



# TOTAL STATISTICS PER TEAM

olympiakos  
2022-2023



## 4 MPOURNELES GEORGIOS

PARTITIPATIONS/GAMES 2

| POINTS | F-T                     | FG                       | 3P                      | FOULS       | FOULS ON    | DEF. REB.   | OFF. REB.   | TOT. REB.   | ASISTS      | STEALS      | BLOCKS      | TURN.       | FAST BREAKS      | RANKING     | TIME PLAYED    |
|--------|-------------------------|--------------------------|-------------------------|-------------|-------------|-------------|-------------|-------------|-------------|-------------|-------------|-------------|------------------|-------------|----------------|
| 30     | <b>8/13</b>             | <b>5/28</b>              | <b>4/14</b>             | 3           | 9           | 9           | 1           | 10          | 6           | 6           | 0           | 5           | 3/8              | 9           | 1:00:01        |
| 15,00  | 4,00/6,50 <b>61,54%</b> | 2,50/14,00 <b>17,86%</b> | 2,00/7,00 <b>28,57%</b> | <b>1,50</b> | <b>4,50</b> | <b>4,50</b> | <b>0,50</b> | <b>5,00</b> | <b>3,00</b> | <b>3,00</b> | <b>0,00</b> | <b>2,50</b> | <b>1,50/4,00</b> | <b>4,50</b> | <b>0:30:00</b> |

## 5 ALMIROUDIS AKIS

PARTITIPATIONS/GAMES 3

| POINTS | F-T                  | FG                  | 3P                  | FOULS       | FOULS ON    | DEF. REB.   | OFF. REB.   | TOT. REB.   | ASISTS      | STEALS      | BLOCKS      | TURN.       | FAST BREAKS      | RANKING     | TIME PLAYED    |
|--------|----------------------|---------------------|---------------------|-------------|-------------|-------------|-------------|-------------|-------------|-------------|-------------|-------------|------------------|-------------|----------------|
| 1      | <b>1/2</b>           | <b>0/0</b>          | <b>0/0</b>          | 6           | 3           | 2           | 5           | 7           | 1           | 1           | 0           | 2           | 0/0              | 7           | 0:37:34        |
| 0,33   | 0,33/0,67 <b>50%</b> | 0,00/0,00 <b>0%</b> | 0,00/0,00 <b>0%</b> | <b>2,00</b> | <b>1,00</b> | <b>0,67</b> | <b>1,67</b> | <b>2,33</b> | <b>0,33</b> | <b>0,33</b> | <b>0,00</b> | <b>0,67</b> | <b>0,00/0,00</b> | <b>2,33</b> | <b>0:12:31</b> |

## 6 KILINTIREAS ARTEMIS

PARTITIPATIONS/GAMES 3

| POINTS | F-T                  | FG                    | 3P                  | FOULS       | FOULS ON    | DEF. REB.   | OFF. REB.   | TOT. REB.   | ASISTS      | STEALS      | BLOCKS      | TURN.       | FAST BREAKS      | RANKING     | TIME PLAYED    |
|--------|----------------------|-----------------------|---------------------|-------------|-------------|-------------|-------------|-------------|-------------|-------------|-------------|-------------|------------------|-------------|----------------|
| 3      | <b>1/2</b>           | <b>1/1</b>            | <b>0/2</b>          | 3           | 1           | 2           | 0           | 2           | 0           | 1           | 0           | 2           | 1/1              | 1           | 0:12:52        |
| 1,00   | 0,33/0,67 <b>50%</b> | 0,33/0,33 <b>100%</b> | 0,00/0,67 <b>0%</b> | <b>1,00</b> | <b>0,33</b> | <b>0,67</b> | <b>0,00</b> | <b>0,67</b> | <b>0,00</b> | <b>0,33</b> | <b>0,00</b> | <b>0,67</b> | <b>0,33/0,33</b> | <b>0,33</b> | <b>0:04:17</b> |

## 7 AGGELOPOULOS CHRISTOS


PARTITIPATIONS/GAMES 3

| POINTS | F-T                 | FG                      | 3P                   | FOULS       | FOULS ON    | DEF. REB.   | OFF. REB.   | TOT. REB.   | ASISTS      | STEALS      | BLOCKS      | TURN.       | FAST BREAKS      | RANKING     | TIME PLAYED    |
|--------|---------------------|-------------------------|----------------------|-------------|-------------|-------------|-------------|-------------|-------------|-------------|-------------|-------------|------------------|-------------|----------------|
| 10     | <b>0/0</b>          | <b>2/3</b>              | <b>2/4</b>           | 3           | 3           | 2           | 0           | 2           | 4           | 2           | 0           | 5           | 0/0              | 10          | 0:52:35        |
| 3,33   | 0,00/0,00 <b>0%</b> | 0,67/1,00 <b>66,67%</b> | 0,67/1,33 <b>50%</b> | <b>1,00</b> | <b>1,00</b> | <b>0,67</b> | <b>0,00</b> | <b>0,67</b> | <b>1,33</b> | <b>0,67</b> | <b>0,00</b> | <b>1,67</b> | <b>0,00/0,00</b> | <b>3,33</b> | <b>0:17:31</b> |



# TOTAL STATISTICS PER TEAM

olympiakos  
2022-2023



## 8 PAPASTATHOPOULOS GEORGIOS

PARTITIPATIONS/GAMES 1

| POINTS | F-T          | FG           | 3P             | FOULS | FOULS ON | DEF. REB. | OFF. REB. | TOT. REB. | ASISTS | STEALS | BLOCKS | TURN. | FAST BREAKS | RANKING | TIME PLAYED |
|--------|--------------|--------------|----------------|-------|----------|-----------|-----------|-----------|--------|--------|--------|-------|-------------|---------|-------------|
| 3      | 0/0          | 0/2          | 1/1            | 1     | 0        | 2         | 0         | 2         | 1      | 0      | 0      | 1     | 0/1         | 3       | 0:15:37     |
| 3,00   | 0,00/0,00 0% | 0,00/2,00 0% | 1,00/1,00 100% | 1,00  | 0,00     | 2,00      | 0,00      | 2,00      | 1,00   | 0,00   | 0,00   | 1,00  | 0,00/1,00   | 3,00    | 0:15:37     |

## 9 FTIARAS ALEXANDROS

PARTITIPATIONS/GAMES 3

| POINTS | F-T            | FG               | 3P               | FOULS | FOULS ON | DEF. REB. | OFF. REB. | TOT. REB. | ASISTS | STEALS | BLOCKS | TURN. | FAST BREAKS | RANKING | TIME PLAYED |
|--------|----------------|------------------|------------------|-------|----------|-----------|-----------|-----------|--------|--------|--------|-------|-------------|---------|-------------|
| 43     | 2/2            | 4/6              | 11/23            | 4     | 2        | 7         | 1         | 8         | 6      | 3      | 2      | 4     | 2/4         | 44      | 1:13:42     |
| 14,33  | 0,67/0,67 100% | 1,33/2,00 66,67% | 3,67/7,67 47,83% | 1,33  | 0,67     | 2,33      | 0,33      | 2,67      | 2,00   | 1,00   | 0,67   | 1,33  | 0,67/1,33   | 14,67   | 0:24:34     |

## 10 PAGOULATOS ALEXIOS

PARTITIPATIONS/GAMES 3

| POINTS | F-T              | FG               | 3P               | FOULS | FOULS ON | DEF. REB. | OFF. REB. | TOT. REB. | ASISTS | STEALS | BLOCKS | TURN. | FAST BREAKS | RANKING | TIME PLAYED |
|--------|------------------|------------------|------------------|-------|----------|-----------|-----------|-----------|--------|--------|--------|-------|-------------|---------|-------------|
| 20     | 2/3              | 3/14             | 4/15             | 7     | 6        | 17        | 3         | 20        | 4      | 3      | 2      | 4     | 6/9         | 22      | 1:32:22     |
| 6,67   | 0,67/1,00 66,67% | 1,00/4,67 21,43% | 1,33/5,00 26,67% | 2,33  | 2,00     | 5,67      | 1,00      | 6,67      | 1,33   | 1,00   | 0,67   | 1,33  | 2,00/3,00   | 7,33    | 0:30:47     |

## 11 ANTONIOU KONSTANTINOS


PARTITIPATIONS/GAMES 3

| POINTS | F-T            | FG               | 3P             | FOULS | FOULS ON | DEF. REB. | OFF. REB. | TOT. REB. | ASISTS | STEALS | BLOCKS | TURN. | FAST BREAKS | RANKING | TIME PLAYED |
|--------|----------------|------------------|----------------|-------|----------|-----------|-----------|-----------|--------|--------|--------|-------|-------------|---------|-------------|
| 13     | 4/4            | 3/11             | 1/1            | 9     | 4        | 8         | 5         | 13        | 10     | 8      | 1      | 7     | 1/2         | 30      | 1:20:11     |
| 4,33   | 1,33/1,33 100% | 1,00/3,67 27,27% | 0,33/0,33 100% | 3,00  | 1,33     | 2,67      | 1,67      | 4,33      | 3,33   | 2,67   | 0,33   | 2,33  | 0,33/0,67   | 10,00   | 0:26:43     |



# TOTAL STATISTICS PER TEAM

olympiakos  
2022-2023



## 12 ZOUGRIS PAULOS

PARTITIPATIONS/GAMES 3

| POINTS | F-T          | FG               | 3P           | FOULS       | FOULS ON    | DEF. REB.   | OFF. REB.   | TOT. REB.   | ASISTS      | STEALS      | BLOCKS      | TURN.       | FAST BREAKS      | RANKING     | TIME PLAYED    |
|--------|--------------|------------------|--------------|-------------|-------------|-------------|-------------|-------------|-------------|-------------|-------------|-------------|------------------|-------------|----------------|
| 4      | <b>0/0</b>   | <b>2/3</b>       | <b>0/0</b>   | 11          | 0           | 6           | 6           | 12          | 1           | 1           | 1           | 4           | 0/0              | 14          | 1:04:15        |
| 1,33   | 0,00/0,00 0% | 0,67/1,00 66,67% | 0,00/0,00 0% | <b>3,67</b> | <b>0,00</b> | <b>2,00</b> | <b>2,00</b> | <b>4,00</b> | <b>0,33</b> | <b>0,33</b> | <b>0,33</b> | <b>1,33</b> | <b>0,00/0,00</b> | <b>4,67</b> | <b>0:21:25</b> |

## 13 TSIANAKAS ANTONIOS

PARTITIPATIONS/GAMES 1

| POINTS | F-T            | FG           | 3P           | FOULS       | FOULS ON    | DEF. REB.   | OFF. REB.   | TOT. REB.   | ASISTS      | STEALS      | BLOCKS      | TURN.       | FAST BREAKS      | RANKING     | TIME PLAYED    |
|--------|----------------|--------------|--------------|-------------|-------------|-------------|-------------|-------------|-------------|-------------|-------------|-------------|------------------|-------------|----------------|
| 2      | <b>2/2</b>     | <b>0/4</b>   | <b>0/0</b>   | 0           | 1           | 1           | 1           | 2           | 1           | 0           | 0           | 0           | 0/0              | 1           | 0:07:52        |
| 2,00   | 2,00/2,00 100% | 0,00/4,00 0% | 0,00/0,00 0% | <b>0,00</b> | <b>1,00</b> | <b>1,00</b> | <b>1,00</b> | <b>2,00</b> | <b>1,00</b> | <b>0,00</b> | <b>0,00</b> | <b>0,00</b> | <b>0,00/0,00</b> | <b>1,00</b> | <b>0:07:52</b> |

## 14 KALKAVOURAS PANAGIOTIS

PARTITIPATIONS/GAMES 3

| POINTS | F-T              | FG                | 3P             | FOULS       | FOULS ON    | DEF. REB.   | OFF. REB.   | TOT. REB.   | ASISTS      | STEALS      | BLOCKS      | TURN.       | FAST BREAKS      | RANKING      | TIME PLAYED    |
|--------|------------------|-------------------|----------------|-------------|-------------|-------------|-------------|-------------|-------------|-------------|-------------|-------------|------------------|--------------|----------------|
| 68     | <b>11/15</b>     | <b>15/32</b>      | <b>9/30</b>    | 7           | 14          | 14          | 3           | 17          | 6           | 1           | 0           | 10          | 3/6              | 40           | 1:42:59        |
| 22,67  | 3,67/5,00 73,33% | 5,00/10,67 46,88% | 3,00/10,00 30% | <b>2,33</b> | <b>4,67</b> | <b>4,67</b> | <b>1,00</b> | <b>5,67</b> | <b>2,00</b> | <b>0,33</b> | <b>0,00</b> | <b>3,33</b> | <b>1,00/2,00</b> | <b>13,33</b> | <b>0:34:19</b> |


| POINTS | F-T          | FG            | 3P           | FOULS | FOULS ON | DEF. REB. | OFF. REB. | TOT. REB. | ASISTS | STEALS | BLOCKS | TURN. | FAST BREAKS | RANKING | TIME PLAYED |
|--------|--------------|---------------|--------------|-------|----------|-----------|-----------|-----------|--------|--------|--------|-------|-------------|---------|-------------|
| 197    | <b>31/43</b> | <b>35/104</b> | <b>32/90</b> | 54    | 43       | 70        | 25        | 95        | 40     | 26     | 6      | 44    | 16/31       | 181     | 10:00:00    |



# TOTAL STATISTICS PER TEAM

olympiakos

2022-2023



|       |             |        |             |        |          |        |    |       |       |      |       |       |      |   |       |            |       |           |
|-------|-------------|--------|-------------|--------|----------|--------|----|-------|-------|------|-------|-------|------|---|-------|------------|-------|-----------|
| 65,67 | 10,33/14,33 | 72,09% | 11,67/34,67 | 33,65% | 10,67/30 | 35,56% | 18 | 14,33 | 23,33 | 8,33 | 31,67 | 13,33 | 8,67 | 2 | 14,67 | 5,33/10,33 | 60,33 | 0.3:20:00 |
|-------|-------------|--------|-------------|--------|----------|--------|----|-------|-------|------|-------|-------|------|---|-------|------------|-------|-----------|